

**MARICOPA COUNTY
GENERAL FUND PORTION OF PROPERTY TAX COLLECTIONS
FY 19-20**

DOES NOT INCLUDE TAX PENALTIES & INTEREST

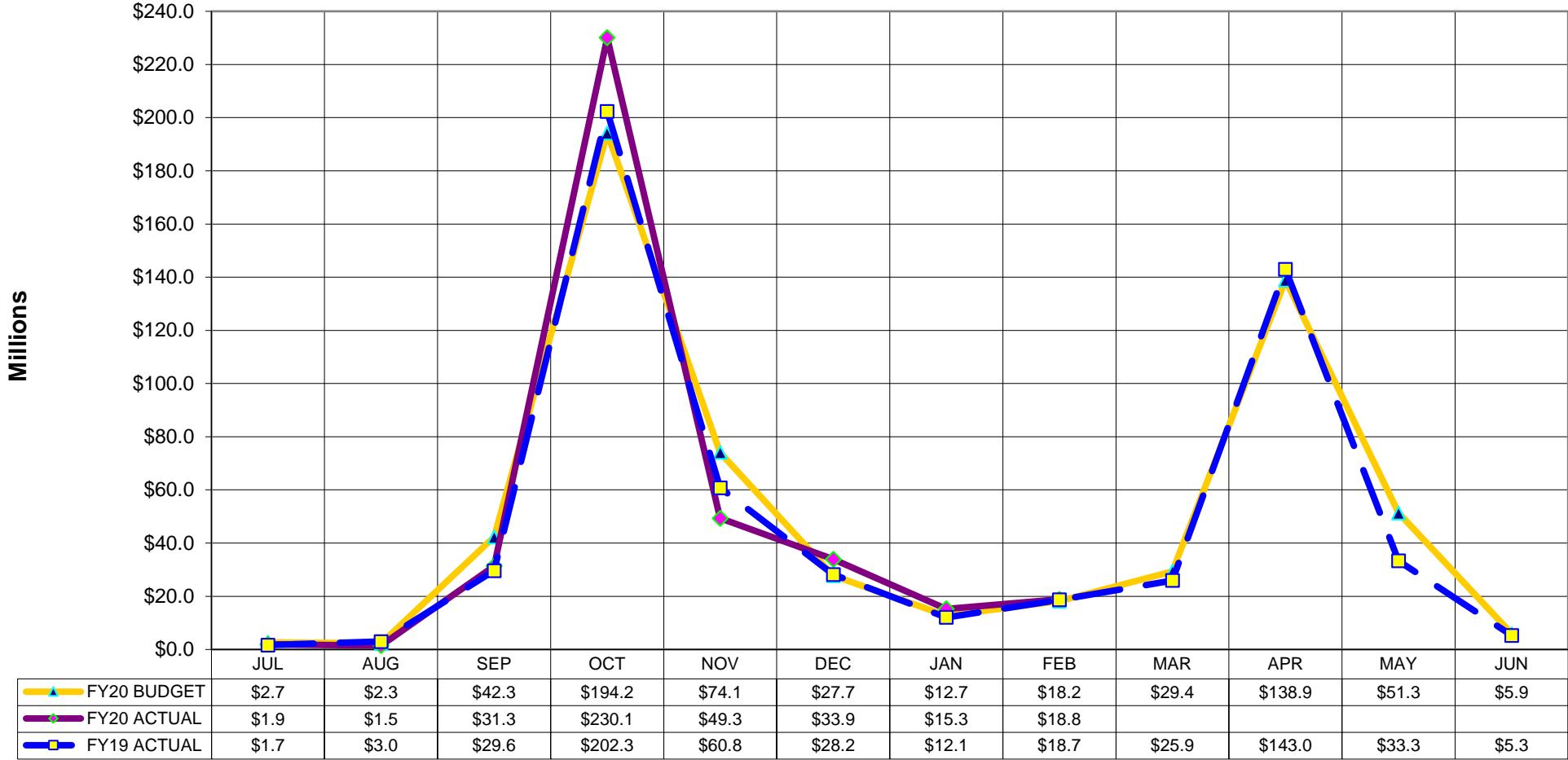
ACTUAL FY 18-19		MONTHLY/YTD COLLECTIONS FY 19-20 & COMPARISON TO FY 18-19						YTD BUDGET TO ACTUAL FY 19-20				
A	B	C	D (C-A)/A	E	F(E-B)	G (F/B)	H	I (E)	J (I-H)	K (J/H)		
MONTH	YTD	MONTH	% MTH	YTD	YTD VARIANCE	% YTD	BUDGET	ACTUAL	TOTAL VARIANCE	% YTD		
JUL	\$ 1,666,027	\$ 1,666,027		\$ 1,946,400	16.8%	\$ 1,946,400	\$ 280,373	16.8%	\$ 2,680,887	\$ 1,946,400	\$ (734,487)	-27.4%
AUG	\$ 2,985,642	\$ 4,651,670		\$ 1,473,601	-50.6%	\$ 3,420,001	\$ (1,231,669)	-26.5%	\$ 4,931,948	\$ 3,420,001	\$ (1,511,947)	-30.7%
SEP	\$ 29,644,184	\$ 34,295,854		\$ 31,336,833	5.7%	\$ 34,756,834	\$ 460,980	1.3%	\$ 47,216,036	\$ 34,756,834	\$ (12,459,202)	-26.4%
OCT	\$ 202,296,695	\$ 236,592,548		\$ 230,052,427	13.7%	\$ 264,809,261	\$ 28,216,713	11.9%	\$ 241,422,860	\$ 264,809,261	\$ 23,386,401	9.7%
NOV	\$ 60,808,737	\$ 297,401,286		\$ 49,330,854	-18.9%	\$ 314,140,115	\$ 16,738,829	5.6%	\$ 315,512,327	\$ 314,140,115	\$ (1,372,212)	-0.4%
DEC	\$ 28,175,880	\$ 325,577,166		\$ 33,899,519	20.3%	\$ 348,039,634	\$ 22,462,468	6.9%	\$ 343,243,511	\$ 348,039,634	\$ 4,796,123	1.4%
JAN	\$ 12,087,180	\$ 337,664,346		\$ 15,261,579	26.3%	\$ 363,301,213	\$ 25,636,867	7.6%	\$ 355,975,593	\$ 363,301,213	\$ 7,325,620	2.1%
FEB	\$ 18,689,095	\$ 356,353,440		\$ 18,809,423	0.6%	\$ 382,110,636	\$ 25,757,196	7.2%	\$ 374,133,075	\$ 382,110,636	\$ 7,977,561	2.1%
MAR	\$ 25,942,410	\$ 382,295,850		\$ -		\$ -	\$ -		\$ 403,493,589	\$ -	\$ -	
APR	\$ 142,998,189	\$ 525,294,039		\$ -		\$ -	\$ -		\$ 542,422,470	\$ -	\$ -	
MAY	\$ 33,289,850	\$ 558,583,889		\$ -		\$ -	\$ -		\$ 593,726,236	\$ -	\$ -	
JUN	\$ 5,276,160	\$ 563,860,049		\$ -		\$ -	\$ -		\$ 599,663,335	\$ -	\$ -	
<u>\$ 563,860,049</u>				<u>\$ 382,110,636</u>								

YTD (Year To Date)

Note: Month and YTD amounts are true property tax collections for the General Fund obtained from the Treasurer's Information System. Included in that figure are also property taxes collected in the General Obligation - Debt Service Fund (312) that are transferred to the General Fund.

Monthly Property Tax Revenues Budget Vs. Actual

—▲— FY20 BUDGET
 —◆— FY20 ACTUAL
 —■— FY19 ACTUAL



Amounts are presented in the month when the cash payment is received (cash basis).

**MARICOPA COUNTY
GENERAL FUND PORTION OF VEHICLE LICENSE TAX COLLECTIONS
FY 19-20**

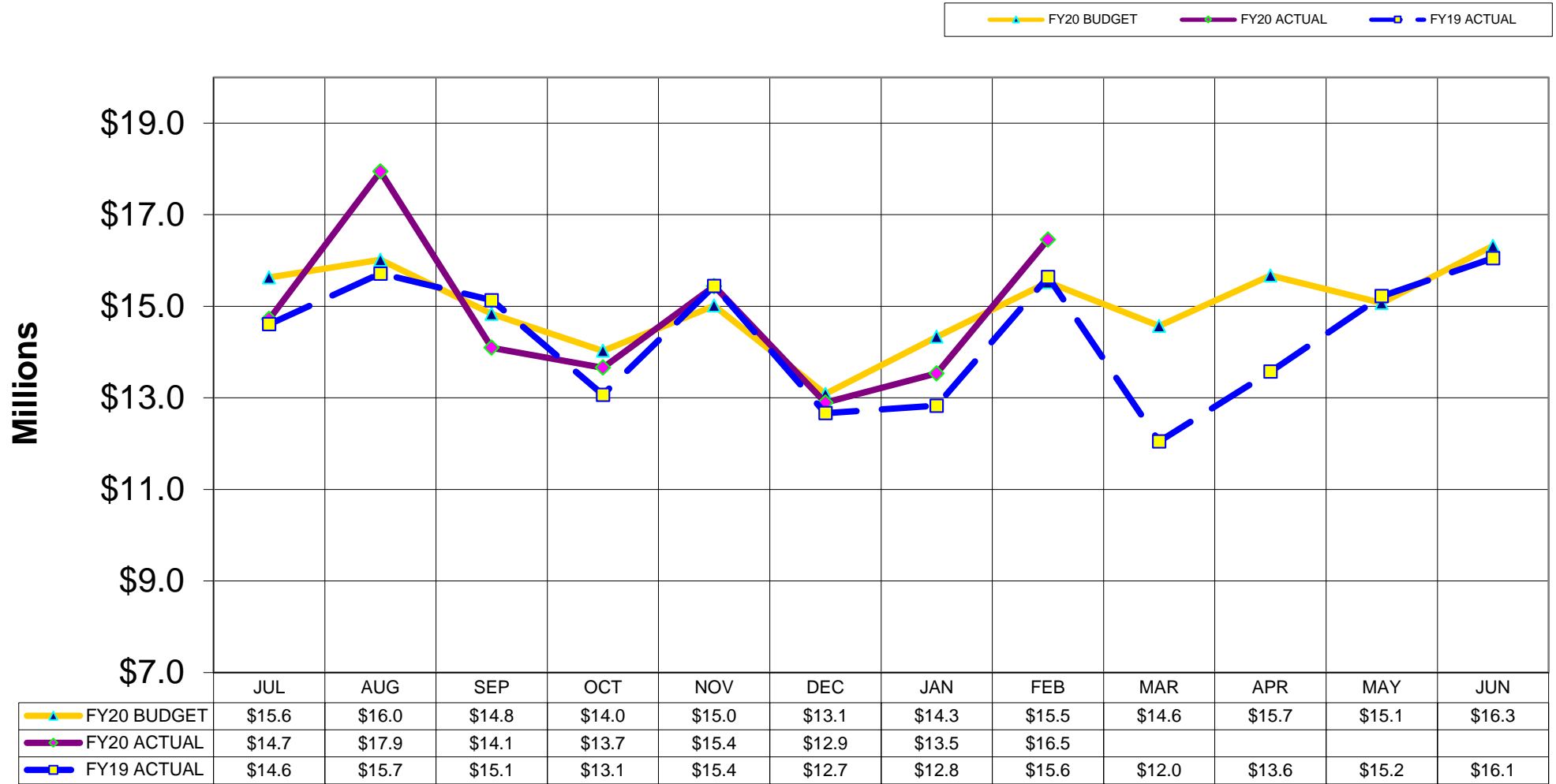
ACTUAL FY 18-19		MONTHLY/YTD COLLECTIONS FY 19-20 & COMPARISON TO FY 18-19						YTD BUDGET TO ACTUAL FY 19-20				
A	B	C	D (C-A)/A	E	F(E-B)	G (F/B)	H	I (E)	J (I-H)	K (J/H)		
		(link)			YTD				TOTAL			
MONTH	YTD	MONTH	% MTH	YTD	VARIANCE	% YTD	BUDGET	ACTUAL	VARIANCE	% YTD		
JUL	\$ 14,610,106	\$ 14,610,106		\$ 14,720,235	0.8%	\$ 14,720,235	\$ 110,130	0.8%	\$ 15,627,964	\$ 14,720,235	\$ (907,729)	-5.8%
AUG	\$ 15,713,726	\$ 30,323,832		\$ 17,942,726	14.2%	\$ 32,662,961	\$ 2,339,129	7.7%	\$ 31,644,261	\$ 32,662,961	\$ 1,018,700	3.2%
SEP	\$ 15,132,185	\$ 45,456,017		\$ 14,095,490	-6.9%	\$ 46,758,451	\$ 1,302,434	2.9%	\$ 46,476,256	\$ 46,758,451	\$ 282,195	0.6%
OCT	\$ 13,066,740	\$ 58,522,757		\$ 13,660,458	4.5%	\$ 60,418,909	\$ 1,896,152	3.2%	\$ 60,503,643	\$ 60,418,909	\$ (84,734)	-0.1%
NOV	\$ 15,445,511	\$ 73,968,267		\$ 15,438,780	0.0%	\$ 75,857,689	\$ 1,889,422	2.6%	\$ 75,516,735	\$ 75,857,689	\$ 340,954	0.5%
DEC	\$ 12,666,669	\$ 86,634,936		\$ 12,896,623	1.8%	\$ 88,754,312	\$ 2,119,376	2.4%	\$ 88,603,661	\$ 88,754,312	\$ 150,651	0.2%
JAN	\$ 12,830,714	\$ 99,465,650		\$ 13,535,988	5.5%	\$ 102,290,300	\$ 2,824,651	2.8%	\$ 102,937,378	\$ 102,290,300	\$ (647,078)	-0.6%
FEB	\$ 15,640,170	\$ 115,105,820		\$ 16,457,302	5.2%	\$ 118,747,603	\$ 3,641,783	3.2%	\$ 118,461,561	\$ 118,747,603	\$ 286,042	0.2%
MAR	\$ 12,048,455	\$ 127,154,275		\$ -		\$ -	\$ -		\$ 133,029,598	\$ -	\$ -	
APR	\$ 13,573,885	\$ 140,728,160		\$ -		\$ -	\$ -		\$ 148,702,099	\$ -	\$ -	
MAY	\$ 15,221,516	\$ 155,949,675		\$ -		\$ -	\$ -		\$ 163,775,408	\$ -	\$ -	
JUN	\$ 16,051,468	\$ 172,001,143		\$ -		\$ -	\$ -		\$ 180,095,990	\$ -	\$ -	

\$ 172,001,143

\$ 118,747,603

YTD (Year To Date)

Monthly General Fund Vehicle License Tax Revenues Budget Vs. Actual



Tax is received by the County one month after it is collected at retail.
 Amounts are presented in the month when the cash payment is received (cash basis).

**MARICOPA COUNTY
JAIL TAX COLLECTIONS
FY 19-20**

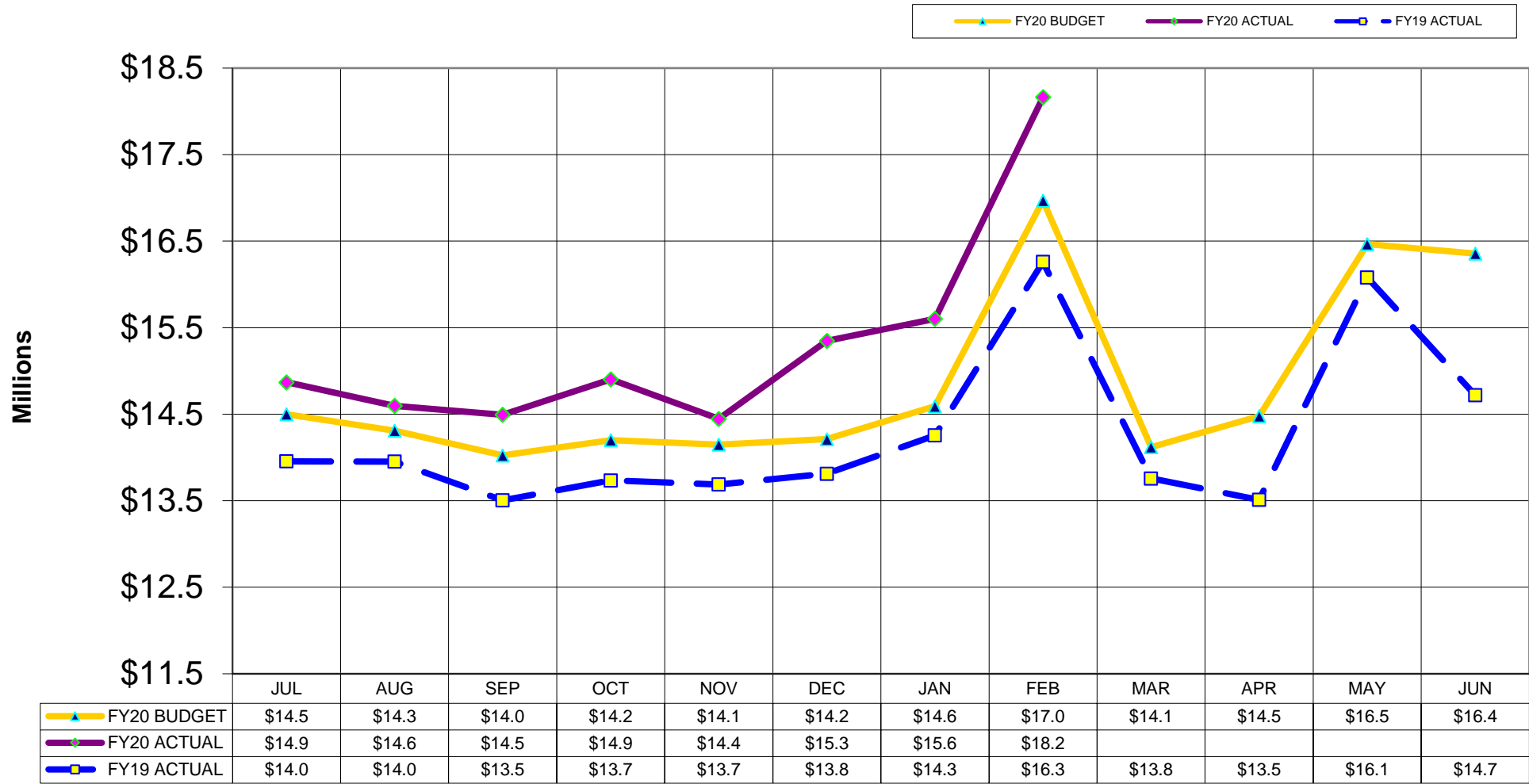
ACTUAL FY 18-19		MONTHLY/YTD COLLECTIONS FY 19-20 & COMPARISON TO FY 18-19						YTD BUDGET TO ACTUAL FY 19-20				
A	B	C	D (C-A)/A	E	F(E-B)	G (F/B)	H	I (E)	J (I-H)	K (J/H)		
MONTH	YTD	(link) MONTH	% MTH	YTD	YTD VARIANCE	% YTD	BUDGET	ACTUAL	TOTAL VARIANCE	% YTD		
JUL	\$ 13,956,216	\$ 13,956,216		\$ 14,869,656	6.5%	\$ 14,869,656	\$ 913,440	6.5%	\$ 14,499,472	\$ 14,869,656	\$ 370,184	2.6%
AUG	\$ 13,951,501	\$ 27,907,717		\$ 14,597,645	4.6%	\$ 29,467,300	\$ 1,559,583	5.6%	\$ 28,809,231	\$ 29,467,300	\$ 658,069	2.3%
SEP	\$ 13,504,564	\$ 41,412,282		\$ 14,493,317	7.3%	\$ 43,960,617	\$ 2,548,335	6.2%	\$ 42,833,737	\$ 43,960,617	\$ 1,126,880	2.6%
OCT	\$ 13,734,332	\$ 55,146,614		\$ 14,903,738	8.5%	\$ 58,864,355	\$ 3,717,741	6.7%	\$ 57,034,100	\$ 58,864,355	\$ 1,830,255	3.2%
NOV	\$ 13,688,572	\$ 68,835,186		\$ 14,446,957	5.5%	\$ 73,311,312	\$ 4,476,126	6.5%	\$ 71,182,234	\$ 73,311,312	\$ 2,129,078	3.0%
DEC	\$ 13,812,416	\$ 82,647,603		\$ 15,347,387	11.1%	\$ 88,658,699	\$ 6,011,097	7.3%	\$ 85,394,010	\$ 88,658,699	\$ 3,264,689	3.8%
JAN	\$ 14,255,630	\$ 96,903,232		\$ 15,602,745	9.4%	\$ 104,261,444	\$ 7,358,212	7.6%	\$ 99,986,146	\$ 104,261,444	\$ 4,275,298	4.3%
FEB	\$ 16,259,829	\$ 113,163,062		\$ 18,163,437	11.7%	\$ 122,424,881	\$ 9,261,819	8.2%	\$ 116,956,178	\$ 122,424,881	\$ 5,468,703	4.7%
MAR	\$ 13,757,664	\$ 126,920,726		\$ -		\$ -	\$ -		\$ 131,076,400	\$ -	\$ -	
APR	\$ 13,510,424	\$ 140,431,150		\$ -		\$ -	\$ -		\$ 145,554,116	\$ -	\$ -	
MAY	\$ 16,080,320	\$ 156,511,470		\$ -		\$ -	\$ -		\$ 162,020,300	\$ -	\$ -	
JUN	\$ 14,718,489	\$ 171,229,959		\$ -		\$ -	\$ -		\$ 178,377,215	\$ -	\$ -	

\$171,229,959

\$ 122,424,881

YTD (Year To Date)

Monthly Jail Tax Revenues Budget Vs. Actual



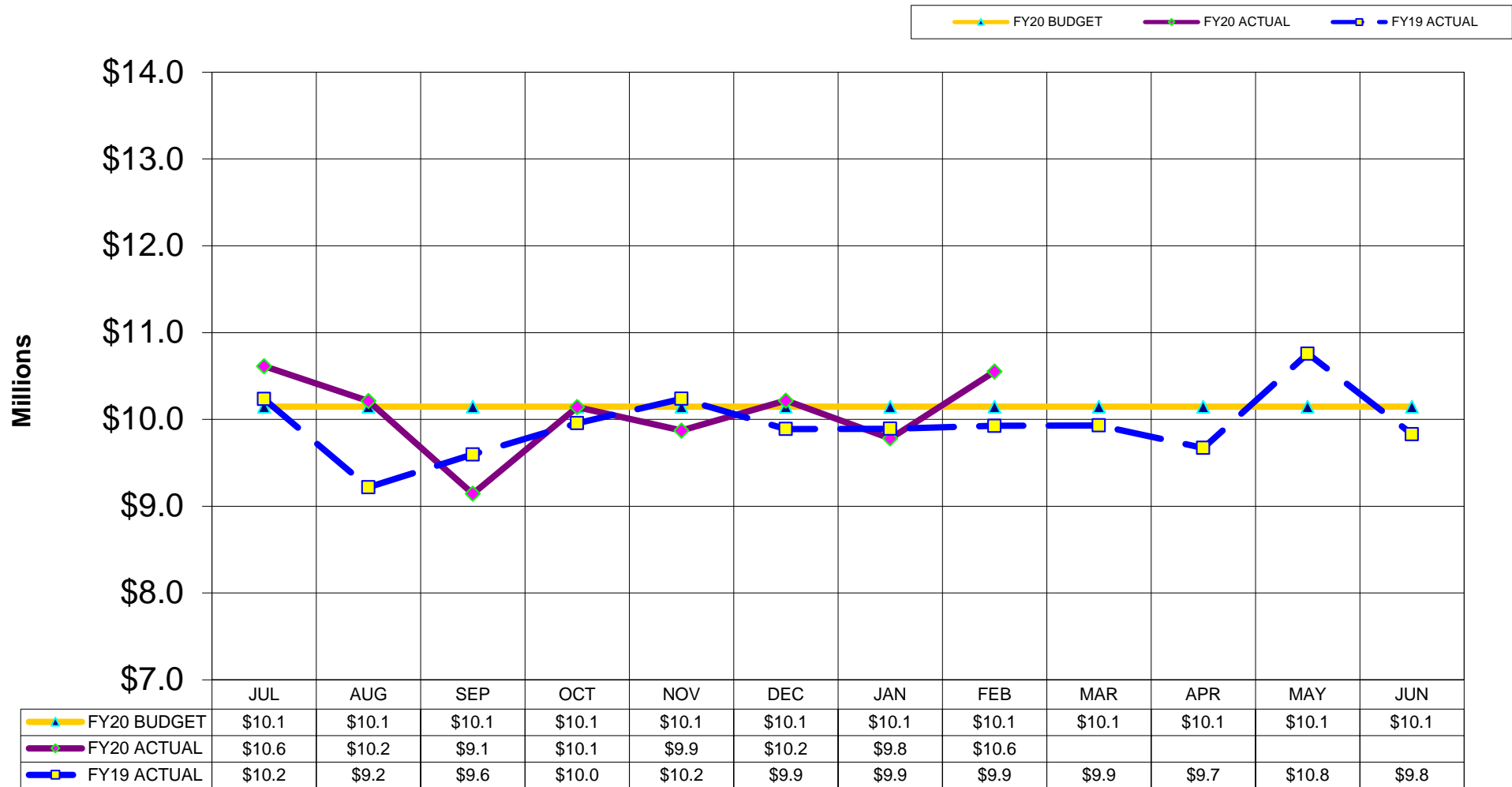
Tax is received by the County two months after it is collected at retail.
 Amounts are presented in the month when the cash payment is received (cash basis).

MARICOPA COUNTY
TRANSPORTATION FUND - HIGHWAY URBAN REVENUE FUNDS (HURF) COLLECTIONS
FY 19-20

ACTUAL FY 18-19		MONTHLY/YTD COLLECTIONS FY 19-20 & COMPARISON TO FY 18-19						YTD BUDGET TO ACTUAL FY 19-20				
A	B	C	D (C-A)/A	E	F(E-B)	G (F/B)	H	I (E)	J (I-H)	K (J/H)		
MONTH	YTD	(link) MONTH	% MTH	YTD	YTD VARIANCE	% YTD	BUDGET	ACTUAL	TOTAL VARIANCE	% YTD		
JUL	\$ 10,234,575	\$ 10,234,575		\$ 10,613,677	3.7%	\$ 10,613,677	\$ 379,102	3.7%	\$ 10,146,867	\$ 10,613,677	\$ 466,810	4.6%
AUG	\$ 9,218,944	\$ 19,453,519		\$ 10,213,234	10.8%	\$ 20,826,911	\$ 1,373,391	7.1%	\$ 20,293,734	\$ 20,826,911	\$ 533,177	2.6%
SEP	\$ 9,596,151	\$ 29,049,670		\$ 9,143,265	-4.7%	\$ 29,970,176	\$ 920,506	3.2%	\$ 30,440,601	\$ 29,970,176	\$ (470,425)	-1.5%
OCT	\$ 9,956,168	\$ 39,005,838		\$ 10,142,964	1.9%	\$ 40,113,140	\$ 1,107,302	2.8%	\$ 40,587,468	\$ 40,113,140	\$ (474,328)	-1.2%
NOV	\$ 10,237,242	\$ 49,243,080		\$ 9,871,079	-3.6%	\$ 49,984,219	\$ 741,138	1.5%	\$ 50,734,335	\$ 49,984,219	\$ (750,116)	-1.5%
DEC	\$ 9,889,601	\$ 59,132,681		\$ 10,216,632	3.3%	\$ 60,200,851	\$ 1,068,170	1.8%	\$ 60,881,202	\$ 60,200,851	\$ (680,351)	-1.1%
JAN	\$ 9,891,565	\$ 69,024,246		\$ 9,779,860	-1.1%	\$ 69,980,711	\$ 956,465	1.4%	\$ 71,028,069	\$ 69,980,711	\$ (1,047,358)	-1.5%
FEB	\$ 9,926,309	\$ 78,950,555		\$ 10,550,350	6.3%	\$ 80,531,061	\$ 1,580,506	2.0%	\$ 81,174,936	\$ 80,531,061	\$ (643,875)	-0.8%
MAR	\$ 9,929,795	\$ 88,880,351		\$ -		\$ -	\$ -		\$ 91,321,803	\$ -	\$ -	
APR	\$ 9,672,484	\$ 98,552,835		\$ -		\$ -	\$ -		\$ 101,468,670	\$ -	\$ -	
MAY	\$ 10,757,993	\$ 109,310,828		\$ -		\$ -	\$ -		\$ 111,615,537	\$ -	\$ -	
JUN	\$ 9,830,219	\$ 119,141,047		\$ -		\$ -	\$ -		\$ 121,762,408	\$ -	\$ -	
<u>\$ 119,141,047</u>												
		<u>\$ 80,531,061</u>										

YTD (Year To Date)

Monthly Transportation Fund HURF Revenues Budget Vs. Actual



Amounts are presented in the month when the cash payment is received (cash basis).